

Post-Planting Watering Instructions

Thank you for trusting Priority Lawn and Landscape!


Proper watering is the *single most important factor* in helping your new plants establish healthy roots. Please follow the guidelines below carefully.

Why Watering Matters


Newly installed plants have limited root systems and rely on consistent moisture to establish. Over-watering and under-watering can *both* cause stress or failure.

✓ **Goal:** Keep the root ball evenly moist, not soggy.

Trees & Shrubs


 First 14 Days (Critical Establishment Period)

- Water every day
- Apply slow, deep watering at the base
- Ensure water penetrates 8–12 inches into the soil

 **Tip:** A slow trickle from a hose for 5–10 minutes is better than quick spraying.


 Weeks 3–6

- Water every 2–3 days
- Increase volume slightly as roots expand outward

 After 6 Weeks

- Water 1–2 times per week depending on heat and rainfall
 - Deep soak only (no shallow daily watering)
-

Perennials, Annuals & Flowers

 First 7–10 Days

- Water daily
- Keep soil consistently moist

 After Establishment

- Water every 2–3 days or as soil begins to dry
 - Hot, windy days may require extra watering
-

Sod & Seed

New Sod

- Water 2–3 times per day for first 7–10 days
- Keep sod constantly moist, not muddy
- Reduce frequency after roots knit into soil

Seeded Areas

- Light watering 2–3 times daily until germination
 - Do *not* allow soil surface to dry out
-

Weather Adjustments

Rainfall

- Skip watering if soil is already moist





Heat (85°F+)

- Increase frequency or duration

Windy Conditions

- Water may evaporate faster—check soil moisture daily
-

Common Mistakes to Avoid

-  Over-watering (standing water or soggy soil)
 -  Watering leaves instead of roots
 -  Short, shallow watering sessions
 -  Letting plants dry out completely
-

How to Check If You're Watering Correctly

- ✓ Dig a small hole near the root ball (3–4 inches deep)
 - ✓ Soil should feel cool and moist, not muddy or dusty
-

Questions or Concerns?

If you notice wilting, yellowing leaves, or have questions about your specific plants, contact us right away.

 ***Consistent care now ensures years of healthy growth!***